



SPECIFICATION

NEXLEDS[®]
NEXLEDS LTD



5 CCT
Changeable



3" Slim Panel Downlight

NX-3ES03-5CCT

6W

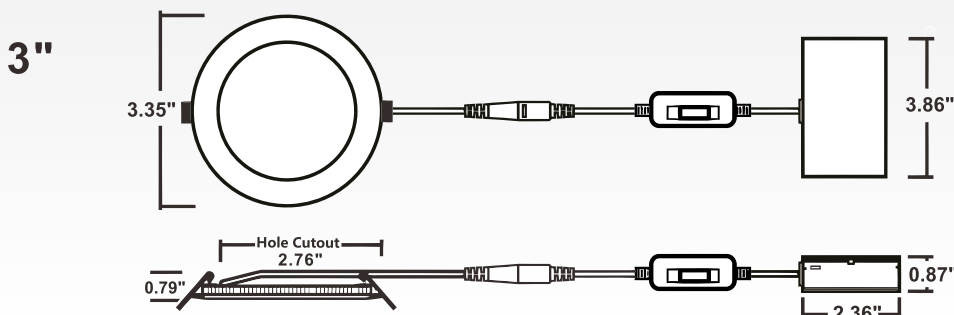
Specification

PRODUCT NAME :	3" Slim Panel Downlight
MODEL NO. :	NX-3ES03-5CCT
SPECIFICATION :	AC120V; 50/60Hz; 6W
WORKING TEMP :	-13(°F) ~ +122(°F)
POWER FACTOR :	>0.90
CRI(RA) :	>90
COLOR :	White Color
LIGHT SOURCE :	SMD2835 Chip
LUMEN :	380 LM
LIFE TIME :	50000 hrs
BEAM ANGLE :	120°
PRODUCT SIZE :	D (3.35 inch)* H (0.79 inch)
CUT OUT :	2.76 inch
IP :	Suitable for wet location
APPLICATION :	Home, Shop, Hotel
WARRANTY :	5 years
STANDARD :	ETL
DIMMABLE :	Triac Dimming
COLOR TEMP :	2700K-3000K-3500K-4000K-5000K (5 CCT Changeable)

Feature:

- Replaces legacy CFL, HID or incandescent downlights
- Provides comfortable diffused light with no dark spots
- Dimmable to 10% with a wide array of dimmers
- Pre-wired with poke-in connectors for easy installation
- Clips for secure installation onto existing cillings

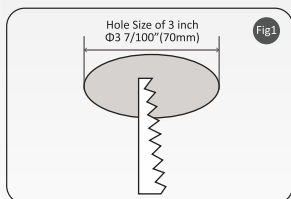
Dimension:



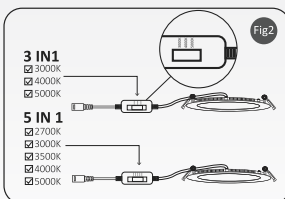
Applications:

- Residential
- Property management
- Office
- Multi-family
- Healthcare
- Retail
- Hospitality

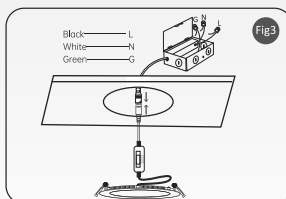
Installation:



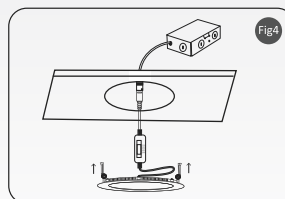
STEP1:
Turn off the power before installation. Remove the existing bulb and if necessary remove the existing trim. Open the hole on the mounting surface according to the size of fixture.



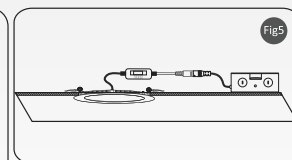
STEP2:
Push the switch on the cable to select the correct color temperature, as shown in Fig 2.



STEP3:
Open the junction box, connected L/G/N wires with quick connectors respectively. Connect the fixture power cable to the junction box. See Fig3.



STEP4:
Install the fixture to ceiling surface, as shown in Fig4.



STEP5:
Turn on the power after installation, check the fixture can work well, as shown in Fig5.

