

SPECIFICATION

NEXLEDS[®]
NEXLEDS LTD



COLOR Changing
RGB+(2700~6500K)



FC



Smart Corner Lamp

NX-PCL-18W-RGBCW 18W

Specification

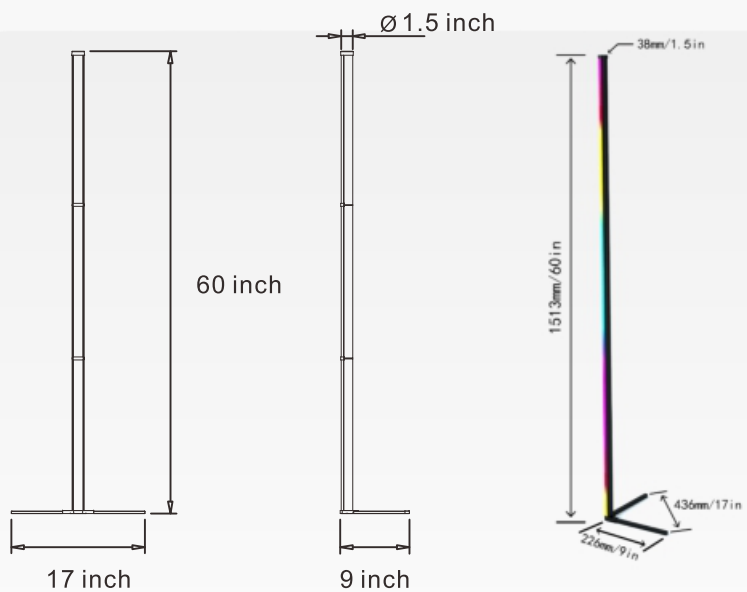
PRODUCT NAME :	Smart Corner Lamp
MODEL NO. :	NX-PCL-18W-RGBCW
SPECIFICATION :	AC100-240V; 18W
WORKING TEMP :	-20°C~40°C(-4°F to 104°F)
COLOR :	Black Color
MATERIAL :	Aluminum + PC
LIGHT SOURCE :	LED
LIFE TIME :	25,000 hrs
BEAM ANGLE :	120°
PRODUCT SIZE :	60 x 17 x 9 inch
IP :	IP20
APPLICATION :	Bedroom, Living Room, Gaming Room, Party Decor
WARRANTY :	25,000 hrs
STANDARD :	FCC
COLOR TEMP :	RGB+(2700 ~ 6500K)
COMPATIBILITY :	Tuya Smart, Siri
MAX COLORS :	16.7 Million
CONTROL MODE:	Bluetooth + Wifi (2.4GHz)

SPECIFICATION

NEXLEDS®

NEXLEDS LTD

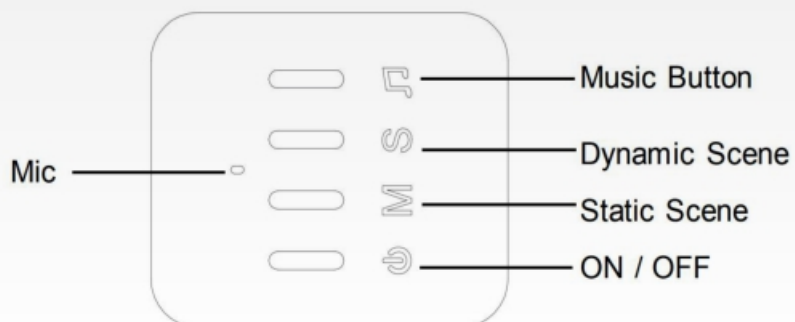
Product Dimension



Application:
















Instruction For Controller :

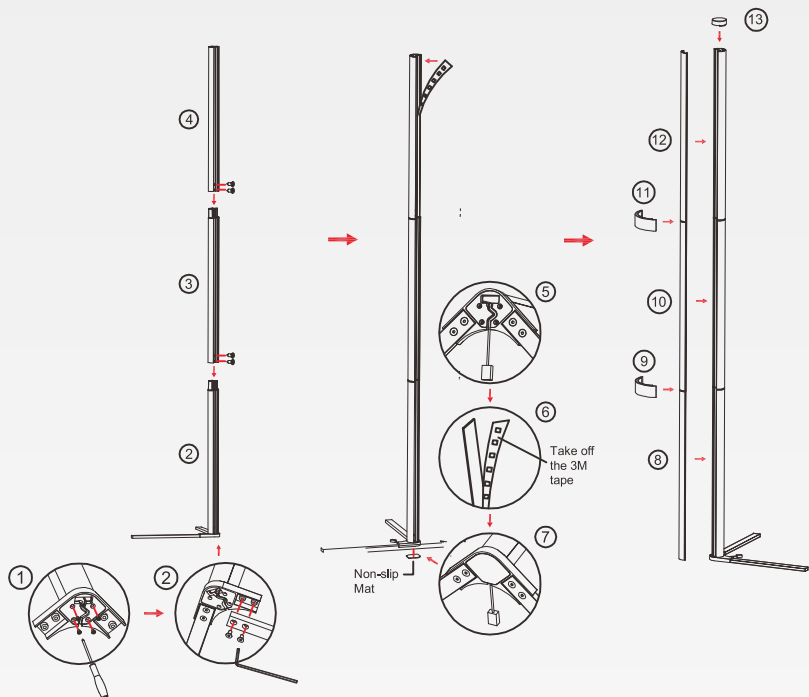


Installation:









1. Assemble the base, tube, and bracket according to the 1, 2, 3, 4 marked in the figure.
2. Connect the strip light and power cable (Figure 5). Then Take off the 3M tape (Figure 6) and paste the strip light on the tube. Finally, paste the Non-slip Mat on the Base Stand (Figure 7).
3. Assemble the lampshade, connector and bracket according to the 8, 9, 10, 11, 12, 13 marked in the figure.

Accessories:

				
Base Stand 1PCS	Tube 2PCS	Tube 1PCS	Lampshade 3PCS	
				
Bracket 2PCS	Connector 3PCS	Top Cover 1PCS	Strip Light 1PCS	
				
Non-slip Mat 2PCS	Adapter 1PCS	Screwdriver 1PCS	Tapping Screw 6PCS	Inner-hexagon screws 6PCS



Safety Precautions

-  Avoid installing above heat-sourced objects, areas with significant changes in sunlight, airflow, and temperature.
-  Do not look directly at LED lights with your eyes for long periods of time, as this may cause eye discomfort or damage to your eyes.
-  Avoid exposing appliance to outdoors and directly raining, and do not immerse appliance in water, as this may be short-circuited or damaged.
-  Do not use sharp objects or brown contaminants to collide
-  Do not use metal or conductors to approach any exposed parts, such as controller connectors, power connectors.
-  The product is not waterproof, please do not wash or touch water.
-  Do not leave the power cord idle on the ground to avoid stumbling.
-  Children who are not supervised by adults are not allowed to use this product alone. If some parts of this product are imported, there is a risk of choking.